

Children and Young People Overview & Scrutiny Committee

3 April 2013

NEETs (Not in Education, Employment or Training) Performance Update

Recommendation

To consider the report and review the positive progress made in relation to reducing the numbers of young people not in education, employment or training. Early indications are that Warwickshire County Council has exceeded the 2012 target.

1.0 Purpose of the report

At its meeting in September 2012, the Committee considered a report on young people not in education, employment or training (NEETs). The report outlined the overall approach of the various initiatives aimed at reducing the numbers of NEETs in Warwickshire. Following this, the Committee requested a progress report for six months time.

2.0 Background

- 2.1 The 2011 NEETs target was 5.2% (960 young people) and the actual achieved was 4.5% (830 young people). The 4.5% figure is now based on the new national counting methodology introduced by the Department for Education (DfE) in 2012 which measures young people's NEETs status by residency up to the end of the academic year in which a young person becomes 19.
- 2.2 The 2013 NEETs target has been revised from 5.2% to 4.0% (735 estimated young people). This target is set in the context of the current economic climate and the potential impact caused by the transfer of responsibility to schools for impartial information, advice and guidance to young people from September 2012.
- 2.3 The revised targets are also set in light of the introduction of two major LA strategies which should impact positively by reducing the number of NEETs. However, as these new initiatives are still in their early stages and key strands have yet to be implemented, the impact of the programmes will not be evidenced immediately. These are:
 - a) The establishment of 'Going for Growth' which, as one of its aims, will encourage schools to increase employer engagement in order to provide greater employment opportunities for young people and will work with local businesses to stimulate the growth of apprenticeship placements.

b) The work of the Priority (Troubled) Families initiatives introduced in December 2011 by the Department for Work and Pensions (DWP) and Communities and Local Government (CLG). Through these separate initiatives, the Council and its partners are required to work systematically with a specified number of families and, as a result, improve the life chances of the children in those families through joined-up interventions that address whole family issues and challenges.

There are currently around 120 priority families with a young person aged 16-19 who is NEET.

The DWP Programme will run until December 2014 and the CLG programme to March 2015. Both programmes require the voluntary engagement of families.

2.4 The revised targets are as follows:

Year	Target	Estimated number NEET	16-18 population projection*
2012/13	4.0%	795	19,884
2013/14	3.0%	591	19,713
2014/15	2.0%	388	19,418

*ONS Sub-regional population projections

The Government's Raising the Participation Age (RPA) strategy raises the age that young people remain in compulsory education or training to age 17 by 2013 and up to their 18th birthday from 2015. Young people will be able to participate in a way that best suits their needs and aspirations; for instance, in full-time education at school or college; on an apprenticeship; or in part-time education/training if they are working or volunteering full time. However, it is recognised that achieving 100% participation is an aspirational target as there will always be a cohort of young people who may not be able to participate in education or training e.g., young mothers, young offenders, young carers, young people with complex mental health problems etc. Reflecting this, the 2015 figure is set at 2.0% (388 young people) which we believe to be a challenging yet realistic target.

3.0 NEETs in Warwickshire

3.1 There are three different measures of the number of NEETs on which we are required to report:

- Destinations of young people at the end of Year 11
- The number of 16-18 year olds who are NEET
- September Guarantee of an offer of learning for young people in Years 11 and 12

3.2 Destinations of young people at the end of Year 11

3.2.1 The Year 11 Activity Survey is an annual survey undertaken in November that reports the educational/employment statistics of young people, educated in

Warwickshire, who completed statutory education at the end of June. The following table shows that in 2012, 96.6% (6,157) of Warwickshire young people in Year 11 entered a positive destination, an increase of 0.9% on 2011.

3.2.2 2008-2012 Warwickshire Destinations at the end of year 11

Status	2007	2008	2009	2010	2011	2012
Continuing in Education	80.6%	83.4%	88.1%	89.2%	89.5%	90.7%
Training (non-employed)	2.5%	2.8%	2.3%	1.8%	0.6%	0.9%
Employment	10.9%	8.9%	5.8%	4.9%	5.1%	4.8%
Vol & P/t Activities	0.9%	0.7%	0.8%	0.4%	0.5%	0.2%
Positive Outcomes	94.9%	95.8%	97.0%	96.2%	95.7%	96.6%
NEET	4.4%	3.7%	2.7%	3.2%	3.1%	2.0%
Not Available Left Area	0.7%	0.6%	0.3%	0.6%	1.3%	1.4%
Negative Outcomes	5.1%	4.2%	3.0%	3.8%	4.3%	3.4%
Total	100%	100%	100%	100%	100.0%	100.0%

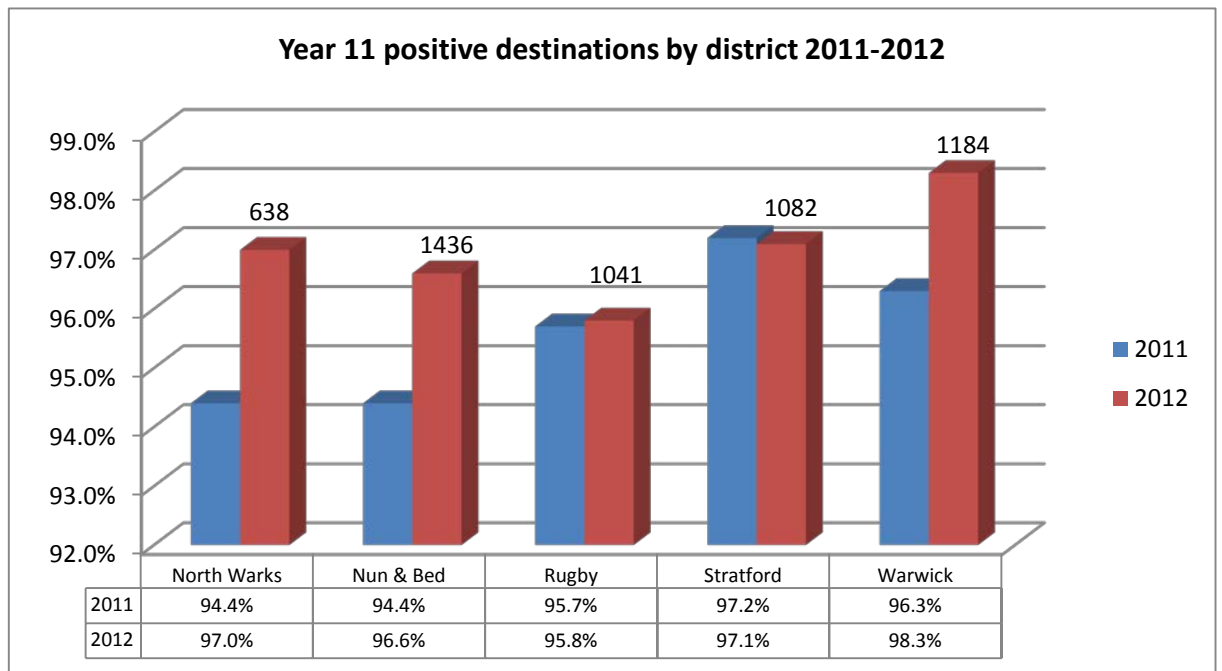
Source: CSWP

The table above shows the proportion of young people completing Year 11 continuing in education has risen by 10% over the past five years to its highest figure of 90.7% (5,779) in 2012.

The proportion becoming NEET at the end of Year 11 has fallen to its lowest ever level at 2.0% (128).

A breakdown of destinations at the end of Year 11 by school is attached as Appendix 1.

3.2.3 Percentage of Year 11 securing a positive destination by district



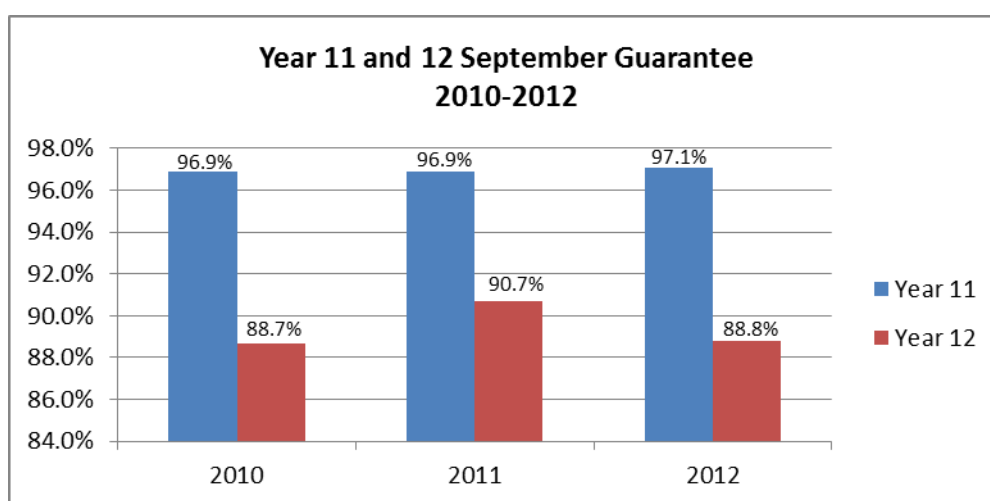
Source: CSWP. District rates differ slightly compared to LA rates due to those with an unknown address

The overall percentage of young people in the Rugby district entering a positive destination has fallen below all other districts for the first time and stands at 95.8% (1,041 young people) in 2012.

Improvements of 2% or more can be seen in North Warwickshire, Nuneaton and Bedworth and Warwick districts between 2011 and 2012 in the number of Year 11s entering a positive destination.

3.3 September Guarantee of an offer of learning for Years 11 and 12

The September Guarantee is of an offer of learning to all young people at the end of Year 11 and Year 12.



Source: CSWP

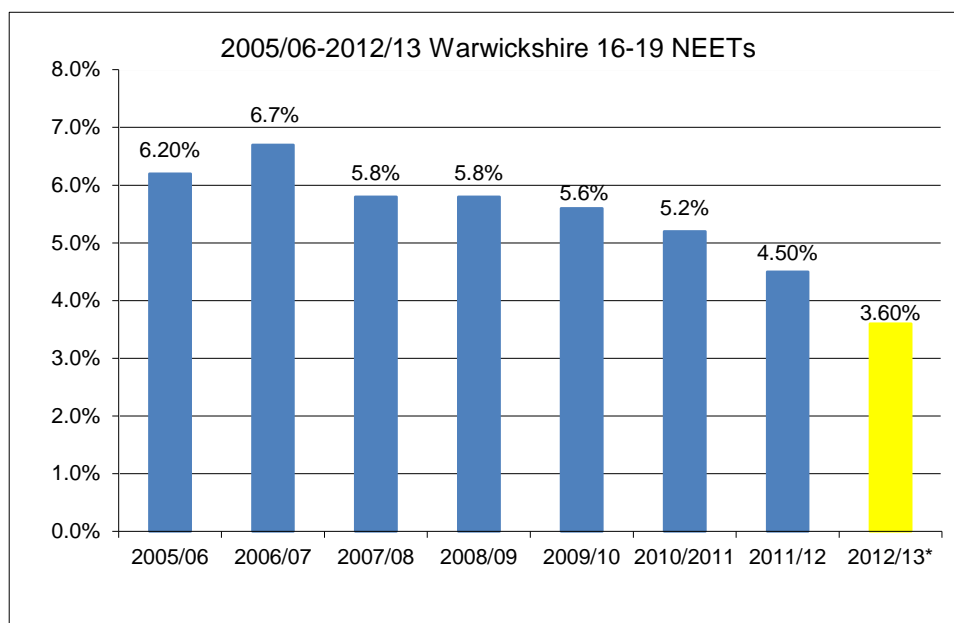
- 97.1% (6,223) of Warwickshire's Year 11s had been offered a place in learning (education or training) in September 2012; seeing a slight increase on the 2011 figure of 96.9%.
- The offer of a place in learning in Year 12 has fallen from 90.7% in 2011 to 88.8% (5,447) in 2012.
- The Local Authority (LA) statutory duty is to ensure that young people make a successful transition at the end of Year 11 (the September Guarantee). The Authority has commissioned the Information Advice and Guidance (IAG) provider to facilitate this requirement earlier for the most vulnerable groups of young people. Those young people most at risk (884) of not making a successful transition have been receiving significant help and all the providers of learning have signed up to accelerating their applications in order to provide an offer of learning to them by the end of March.

3.4 The number of 16-19 year olds who are NEET

3.4.1 The DfE-published NEET figure is an average of the November, December and January submissions to the DfE from the contracted IAG provider. Up until 2010/11, this covered 16-18 year olds in Warwickshire institutions. This

changed in 2011/12 to include young people resident in Warwickshire up to the end of the academic year in which they become 19.

3.4.2 16-19 NEETs 2005/6-2012/13



Source: DfE. Note up to 2010/11 figures include 16-18 in Warwickshire institutions, from 2011/12 figures include young people resident in Warwickshire up to the end of the academic year in which they become 19

*The 2012/13 NEETs rate of 3.6% (660 young people) is an estimated early indication. DfE will publish the final figure in April 2013. It appears that there has been an improvement of 0.9% in the NEETs rate compared to last year.

3.4.3 2012/13 16-19 NEETs rates by district

District	NEET			
	Actual Age 16-18		Academic Age 16-19	
	Jan-10	Jan-11	Jan-12	Jan-13
North Warwickshire	8.4% (127)	7.5% (106)	5.2% (97)	4.1% (82)
Nuneaton & Bedworth	6.2% (260)	6.8% (275)	4.6% (212)	4.6% (224)
Rugby	7.2% (214)	4.7% (132)	3.9% (119)	2.2% (76)
Stratford	3.1% (97)	2.9% (87)	3.3% (118)	2.7% (103)
Warwick	4.6% (171)	4.6% (162)	4.0% (152)	2.8% (115)

Source: CSWP

The NEETs by district data shows improvements from last year in all areas with the exception of Nuneaton and Bedworth, which remained unchanged and stands at the highest rate of 4.6% (224).

3.4.4 16-19 NEETs by priority group in January 2013

Priority Group	Number NEET	Priority group cohort	Proportion of priority group who are NEET
Clients with SEN	166	2448	6.8%
Teenage mothers/pregnant	86	232	37.1%
Young Offenders	17	93	18.3%
Homeless	1	6	16.7%
Travellers	2	8	25.0%
CAHMS	6	27	22.2%
BME	39	1582	2.5%
In care/care leavers/asylum seekers	31	199	15.6%

Source: CSWP. Note young people can count in more than one category.

The above table shows 16-19 NEETs by priority group with those who are teenage mothers, travellers and CAHMS most likely to be NEET. Those from BME groups are less likely to become NEET at 2.5% compared to the overall Warwickshire figure of 3.6% (estimated) for 2012.

3.5 Since the implementation of targeting and funding for those vulnerable groups above, the numbers of young people who are NEET have reduced. The following programmes have impacted on the reduction in NEETs:

- European Social Fund (ESF) programme managed by North Warwickshire and Hinckley College delivered countywide to 270 14-16 year olds who are at risk of becoming NEET. As of January 2013, the programme has had 224 starts (83%) with 158 young people finishing their programme.
- ESF programme managed by CSWP (the IAG provider)) delivered countywide to 383 16-19 year olds who are NEET. As of January 2013, the programme has had 313 (82%) starts with 198 young people finishing their programme.
- Summer 2012 provision delivered countywide aimed at re-engaging young people at risk of becoming NEET or who were in the NEET category. Of 108 young people taking part, 59 progressed into positive outcomes in the autumn of 2012.

3.6 Reducing the number of NEETs remains a high priority for the Government and the Council. Current initiatives being taken to support young people into education, employment or training are detailed in the Overview and Scrutiny Committee report 'Young People Not in Education, Employment or Training (NEET), 6 September 2012'.

Detailed below are additional initiatives that have been introduced to support young people into education, employment or training.

- A Risk of NEET indicator (RONI) has been developed to support the DfE national strategy of raising the participation age. It provides an analysis of the data held by the LA on young people in Year 10, and identifies the characteristics that evidence has shown puts the young person at risk of becoming NEET by age 16. Following a pilot in five secondary schools

during 2011/12 and work with 18 secondary schools in September 2012, the programme is being rolled out to all secondary schools in 2013.

- The LA and CSWP have developed an ‘Early Alerts’ Referral Form and process. The aim of this early alerts form is to enable all post-16 providers in Warwickshire to notify CSWP whenever a 16-19 year old has dropped out or left their provision and is therefore at risk of becoming NEET. Referrals are made when a young person:
 - Has suddenly left their course and does not plan to return
 - Has not attended their course during the last month and the provider has not been able to contact the young person to identify the reasons why
 - Is thinking of dropping out of their current provision but does not have any future plans

4.0 Next steps

To report progress against the revised 2013/14 target to the Overview & Scrutiny Committee in Spring 2014.

	Name	Contact Information
Report Author	Yvonne Rose	yvonnerose@warwickshire.gov.uk 01926 742968
Head of Service	Sarah Callaghan	sarahcallaghan@warwickshire.gov.uk 01926 742588
Strategic Director	Wendy Fabbro	wendyfabbro@warwickshire.gov.uk 01926 742665
Portfolio Holder	Cllr Heather Timms	cllrimms@warwickshire.gov.uk 02476 543643

**Appendix 1: Year 11 Activity Survey 2012 Warwickshire Schools
2nd November 2012**

School	Continuing in Education	Training (non-employed)	Employment	Voluntary & PT Activities	Total positive	NEET	Not known	Total negative	Total
Alcester Academy	134	0	11	0	145	7	0	7	152
Alcester Grammar	90	0	0	0	90	0	0	0	90
Ash Green	118	3	4	0	125	3	7	10	135
Ashlawn	243	0	6	0	249	4	7	11	260
Aylesford	121	0	9	1	131	2	0	2	133
Bilton	164	4	14	0	182	4	0	4	186
Brooke	11	0	0	0	11	0	0	0	11
Campion	84	0	5	0	89	2	0	2	91
Educated at home	18	1	2	2	23	7	9	16	39
Etone	144	1	6	0	151	2	6	8	159
Exhall Grange	16	0	0	1	17	0	0	0	17
Harris	136	1	9	1	147	9	8	17	164
Hartshill	139	3	11	1	154	5	2	7	161
Henley in Arden	103	1	7	0	111	1	2	3	114
Higham Lane	223	5	11	0	239	1	0	1	240
Kenilworth	248	3	10	1	262	5	0	5	267
Kineton	131	1	7	1	140	5	1	6	146
King Edward VI	74	0	0	0	74	0	0	0	74
Kingsbury	111	1	4	1	117	2	2	4	121
Lawrence Sheriff	113	0	0	0	113	0	1	1	114
Myton School	250	1	11	0	262	3	2	5	267
Nicholas Chamberlaine	254	4	31	0	289	6	1	7	296
North Leamington	151	2	8	0	161	5	0	5	166
Oak Wood Secondary	14	0	0	0	14	0	0	0	14
Queen Elizabeth	106	3	9	0	118	5	0	5	123
River House	9	3	4	0	16	3	2	5	21
Round Oak	20	0	0	0	20	0	0	0	20
Rugby High	91	0	0	0	91	0	4	4	95
Shipston	59	0	3	0	62	0	2	2	64
Southam	201	0	17	0	218	5	0	5	223
St Benedicts	100	0	3	0	103	0	1	1	104
St Thomas More	150	2	7	0	159	5	0	5	164
Stratford Upon Avon	193	1	21	3	218	7	3	10	228
Stratford Grammar	74	0	1	0	75	0	0	0	75
Studley	148	0	5	0	153	1	0	1	154
The Avon Valley	195	4	14	2	215	9	0	9	224
The Coleshill	166	1	8	0	175	0	0	0	175
The George Elliot	109	2	7	1	119	1	6	7	126
The Nuneaton Academy	237	6	11	0	254	4	11	15	269
The Polesworth	218	0	11	0	229	3	0	3	232
Trinity	188	0	7	0	195	2	0	2	197
Welcombe Hills	11	0	0	0	11	0	0	0	11
Woodlands	7	1	0	0	8	0	0	0	8